

Objective

Primary focus between long-term capital appreciation and managing volatility for investors with an intermediate to long-term time horizon.

Strategy

The investment seeks capital appreciation. The fund invests primarily in common stocks. It invests in domestic and foreign issuers. The fund invests in either "growth" stocks or "value" stocks or both. The adviser uses fundamental analysis of factors such as each issuer's financial condition and industry position, as well as market and economic conditions, to select investments.

Manager vs Benchmark: Analytics

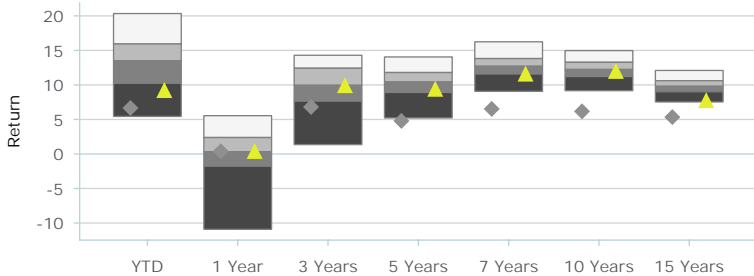
	STND. DEV.	R-SQUARED	ALPHA	BETA	SHARPE RATIO	MAX DRAWDOWN LOSS VALUE
Fidelity® Magellan®	17.33	89.02	(0.26)	1.43	0.38	(58.26)
Fidelity Freedom® 2025	11.40	100.00	0.00	1.00	0.42	(44.27)

Equity Characteristics

	FIDELITY® MAGELLAN®	CATEGORY LARGE GROWTH	FIDELITY FREEDOM® 2025
Market Capitalization	101,058.90	295,213.25	57,664.80
Price/Earnings Ratio	29.46	25.60	15.49
Price/Book Ratio	6.54	6.47	2.37
Price/Sales Ratio	3.54	3.62	1.64
Price/Cash Flow Ratio	23.11	19.67	11.59
Turnover Ratio	53.00	62.17	35.00

Manager vs Universe: Return

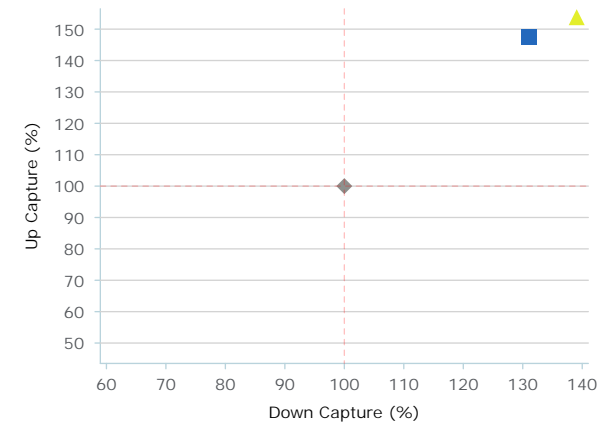
Universe = Large Growth Universe



Performance



Upside / Downside

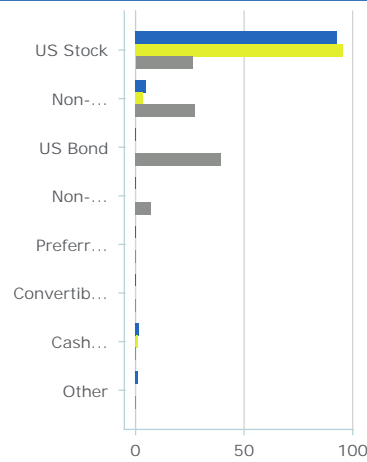


Manager vs Benchmark: Return and Excess Return

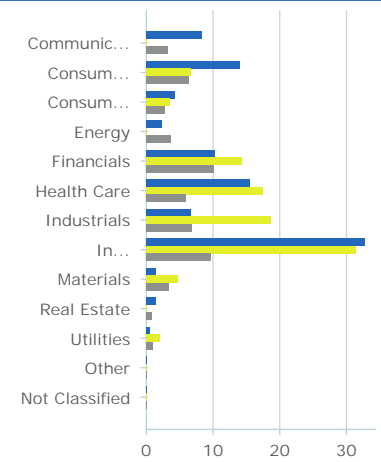
	YTD	3 Months	6 Months	9 Months	1 Year	Since Inception
Category Large Growth	12.39	3.55	9.55	0.24	(0.22)	8.53
Fidelity® Magellan®	9.26	2.19	8.64	(3.48)	0.44	7.94
Fidelity Freedom® 2025	6.66	0.40	10.74	1.54	0.39	6.11
Excess Return Fidelity® Magellan®	2.61	1.79	(2.11)	(5.02)	0.05	1.84

*Excess Return is annualized over 1 year.

Fund Allocation



Equity Sector Allocation



Manager Style

